



I N T E L L I G E N T S O L U T I O N

# OACIS<sup>®</sup>

## MULTIPLE AXES SERVO CONTROLLER -TOTAL SOLUTION

다축서보제어 통합솔루션

OACIS is the open architecture servo control system.  
It provides one of most intelligent and flexible manufacturing solutions.

OACIS는 개방형 아키텍처 서보 제어 시스템으로서, 서보프레스(OACIS-P), 너트러너(OACIS-T) 등과 연동하여 최적의 생산기술 솔루션을 제공합니다.

SERVO PRESS | NUT RUNNER | DAQ & ANALYSIS | SPC

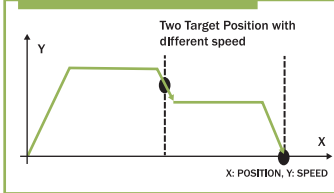


# SPECIAL FEATURES

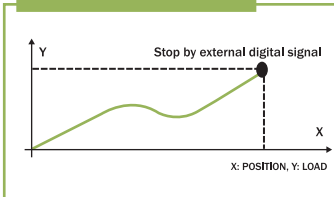
## FUNCTIONS

### MOVE

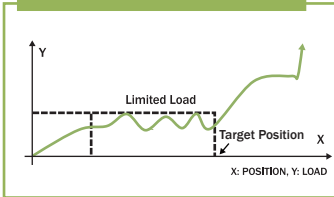
Move to Position by Var #2



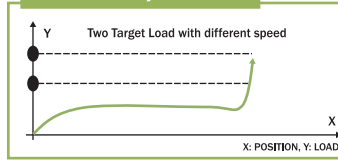
Move to DI



Move to Position with Limited load



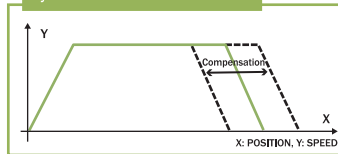
Move to Load by Var #2



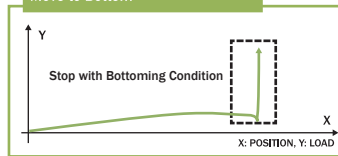
Move to AI



Dynamic Move to Position

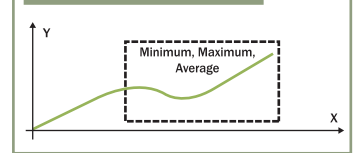


Move to Bottom

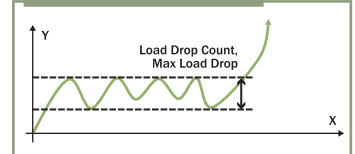


### ANALYSIS

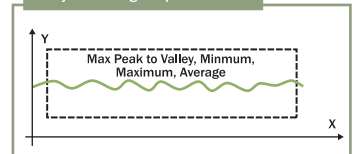
Analysis MinMaxAve



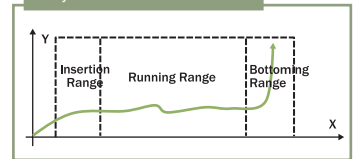
Analysis Load Drop



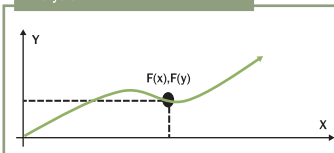
Analysis Turning Torque #1



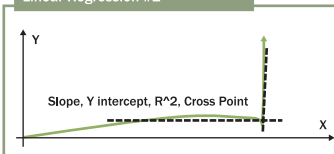
Analysis Press #2



Analysis Fx

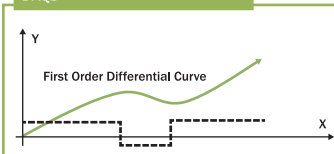


Linear Regression #2

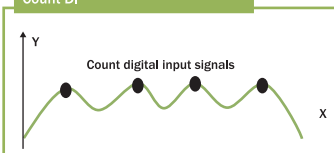


### MEASURE

DAQD

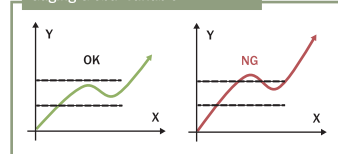


Count DI

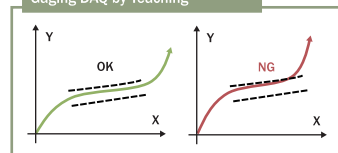


### GAUGE

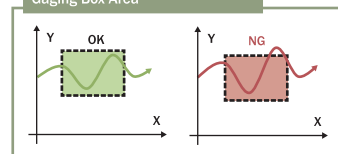
Gaging Global Variable



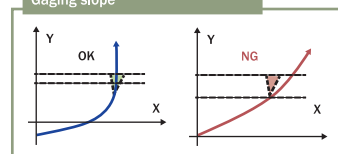
Gaging DAQ by Teaching



Gaging Box Area

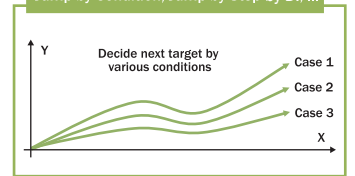


Gaging slope

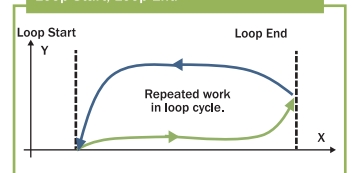


### SEQUENCE

Jump by Condition, Jump by Step by DI, ...

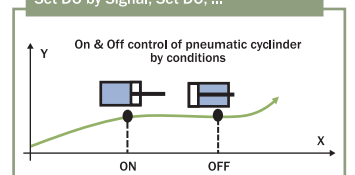


Loop Start, Loop End




### SIGNAL

Set DO by Signal, Set DO, ...



# SERVO CONTROLLERS



OACIS-2X

OACIS-1X


OACIS-2XC

OACIS-1XC

## DIGITAL INPUTS & OUTPUTS (PNP or NPN) / 2X&1X: Hardwired / 2XC&1XC:via Industrial Network

		OACIS-2X	OACIS-1X	OACIS-2XC	OACIS-1XC
AXES QUANTITY		2	1	2	1
SYSTEM INPUTS		Program Start, Program Stop, Return Home, Reset, E-Stop			
SYSTEM OUTPUTS		Home OK, Program Home OK, Ready, Error, Program End			
STATUS BIN		4 Bit	4 Bit	5 Bit	5 Bit
SET PROGRAM	In	7 Ch	7 Ch	7 Ch	7 Ch
	Out	7 Ch	7 Ch	7 Ch	7 Ch
PROGRAM MABLE	Input	14 Ch	6 Ch	14 Ch	14 Ch
	Output	14 Ch	5 Ch	14 Ch	14 Ch

## COMMUNICATION PORTS

	OACIS-2X	OACIS-1X	OACIS-2XC	OACIS-1XC
 EtherNet/IP CC-Link	X	X	1 Port	1 Port
ETHERNET	1 Port	1 Port	1 Port	1 Port
RS422	2 Port	X	X	X
RS232	2 Port	2 Port	2 Port	2 Port

## SIGNAL INPUTS

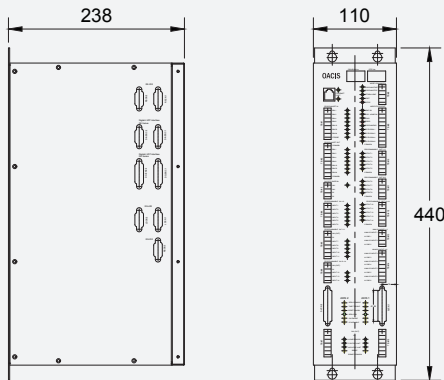
	OACIS-2X	OACIS-1X	OACIS-2XC	OACIS-1XC
ANALOG INPUT	4-20mA	6 Ch	6 Ch	X
	+/-10V		(4 Ch: +/-10V, 2 Ch: Selectable)	2 Ch
ENCODER INPUTS	TTL	2 Ch	X	X
	Line Driver		2 Ch	1 Ch

## DATA

PROGRAM STEPS	Max 700 Steps
PROGRAM QUANTITY	Max 120 Programs
DATA STORAGE CAPA	Min 1 Million Cycles

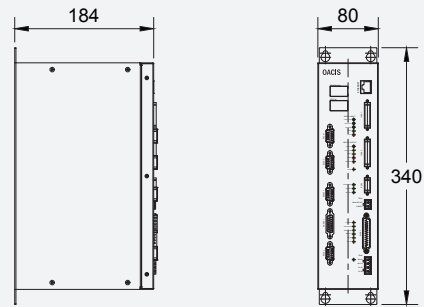
# SERVO CONTROLLERS

OACIS-2X



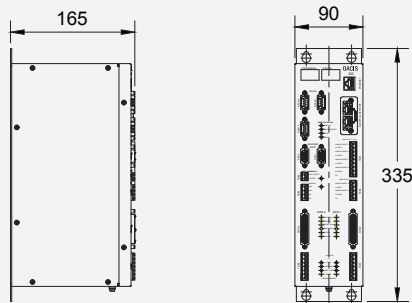
WEIGHT : 6 kg

OACIS-1X



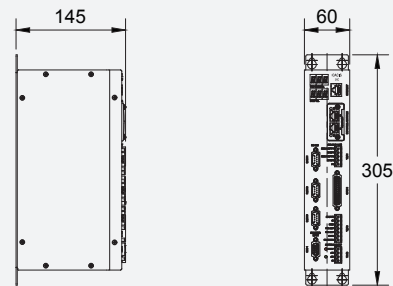
WEIGHT : 3 kg

OACIS-2XC



WEIGHT : 3 kg

OACIS-1XC



WEIGHT : 2 kg

## SPECIAL FEATURES

### ▶ MOVE

- Move to Press
- Dynamic Move to Position
- Move to Bottom
- Move to AI
- Move to DI
- Move to Position with Limited Load

### ▶ ANALYSIS

- Analysis Press
- Analysis Turning Torque
- Linear Regression
- Analysis Load Drop
- Find Point

### ▶ SEQUENCE

- Jump to Step
- Jump by Condition
- Jump by Multi Conditions
- Jump to Step by DI
- Loop Start / End
- Wait to DI

### ▶ GAGING

- Gaging Global variable
- Gaging AI or Position
- Gaging DAQ by Teaching

### ▶ MEASURE

- Measure AI Or Position
- DAQ DAQ2, DAQA
- DAQD
- CAPTURE
- Count DI

### ▶ SIGNAL

- Set Status Binary
- Set Signal Filter
- Set DO by Signal
- Set As Abs Value
- Set AI or Position
- Send Out Data

## OACIS-P

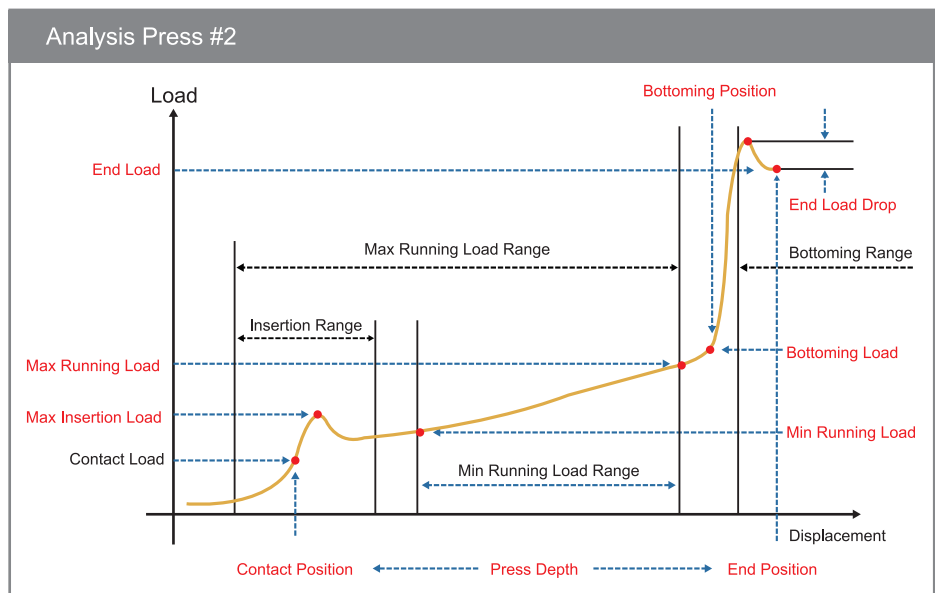


MODEL	MAX LOAD	STROKE	MAX SPEED
OACIS-P001-150-200	1 kN	150 mm	200 mm/s
OACIS-P002-150-200	2 kN	150 mm	200 mm/s
OACIS-P003-300-200	3 kN	300 mm	200 mm/s
OACIS-P005-300-200	5 kN	300 mm	200 mm/s
OACIS-P010-300-200	10 kN	300 mm	200 mm/s
OACIS-P015-300-200	15 kN	300 mm	200 mm/s
OACIS-P020-300-200	20 kN	300 mm	200 mm/s
OACIS-P025-300-200	25 kN	300 mm	200 mm/s
OACIS-P030-300-200	30 kN	300 mm	200 mm/s
OACIS-P035-300-150	35 kN	300 mm	150 mm/s
OACIS-P040-300-150	40 kN	300 mm	150 mm/s
OACIS-P050-300-150	50 kN	300 mm	150 mm/s
OACIS-P080-300-150	80 kN	300 mm	150 mm/s
OACIS-P100-300-150	100 kN	300 mm	150 mm/s
OACIS-P200-400-100	200 kN	400 mm	100 mm/s
OACIS-P300-400-080	300 kN	400 mm	080 mm/s
OACIS-P400-400-065	400 kN	400 mm	065 mm/s

Standard Stroke is 300mm (except for P001, P002)

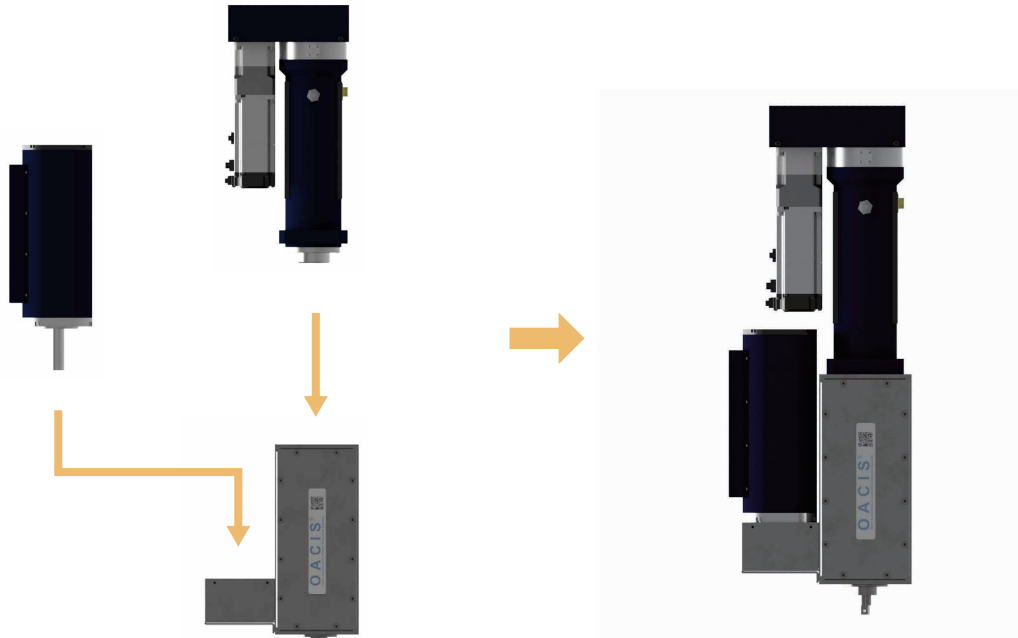
Customer required stroke is available.

※주문사양 협의 가능. (Stroke 300mm이상, P100이상)



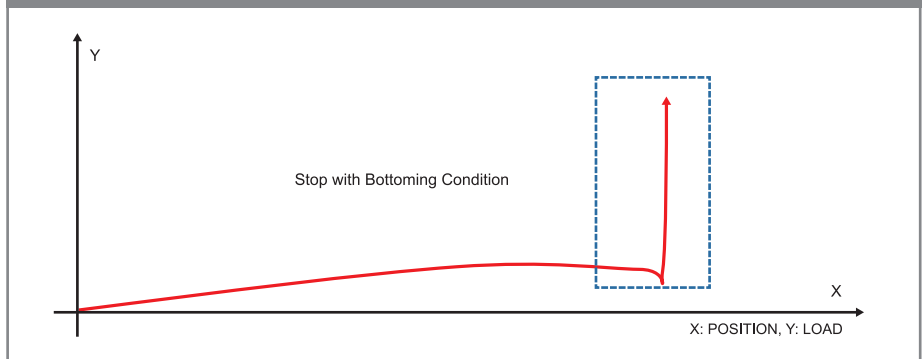
# SERVO PRESS & TORQUE MODULE

## OACIS-PT

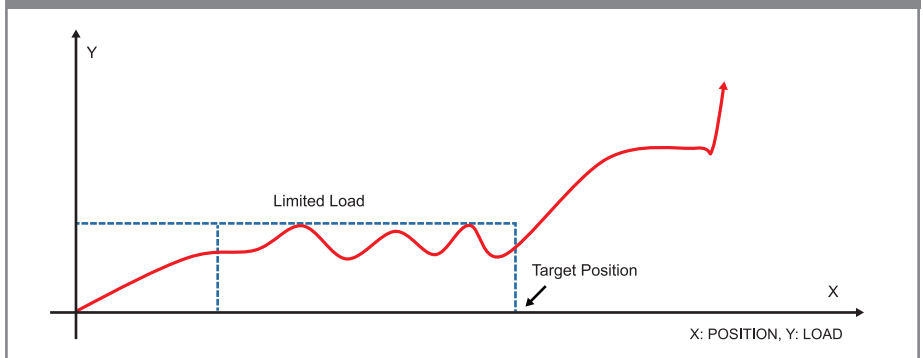


- Combination of Press and Nut Runner
- Axial force and rotational torque are applicable simultaneously
- Ex. OACIS-PT-010-020 : OACIS-P010+OACIS-T020

Move to Bottom



Move to Position with Limited load



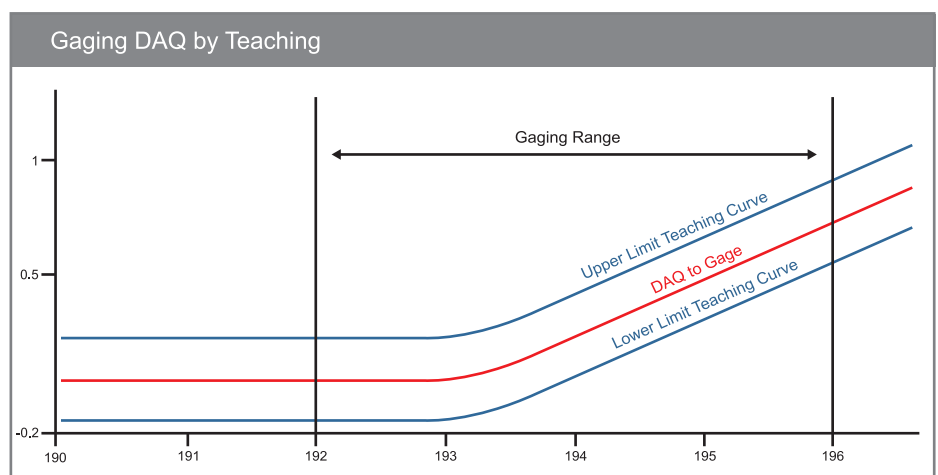
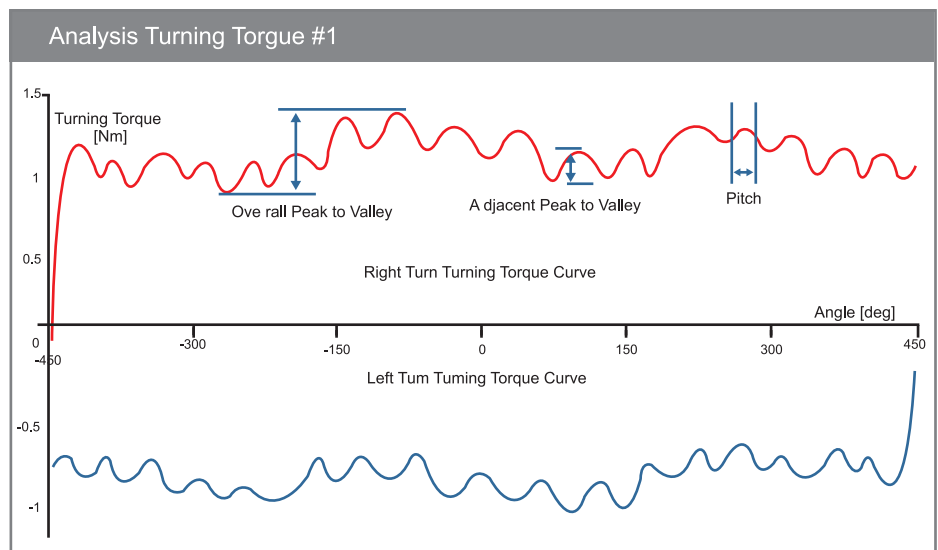


## OACIS-T




MODEL	MAX TORQUE	MAX SPEED
OACIS-T005-3000	5 Nm	3,000 deg/s
OACIS-T010-3000	10 Nm	3,000 deg/s
OACIS-T020-3000	20 Nm	3,000 deg/s
OACIS-T030-1800	30 Nm	1,800 deg/s
OACIS-T050-2700	50 Nm	2,700 deg/s
OACIS-T080-1600	80 Nm	1,600 deg/s
OACIS-T100-1300	100 Nm	1,300 deg/s

Shaft Type: with Key (default) / without Key (Optional)





# STANDARD PRESS BENCH



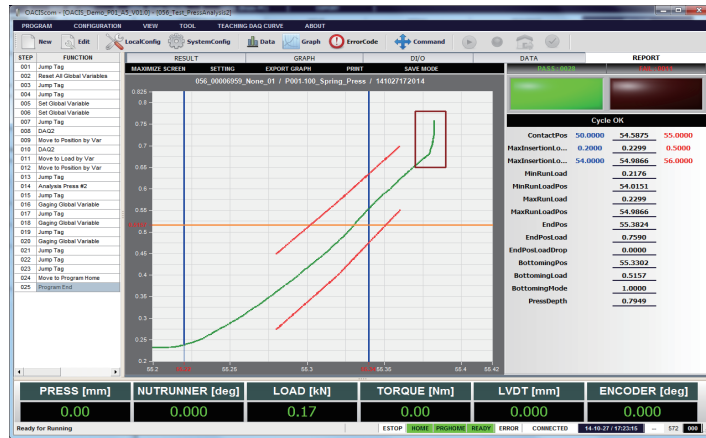
A, B, C : User inputs (mm)

Save time and cost by adding only Jig & Fixture to ATA's Standard Press Bench. You can select various options.

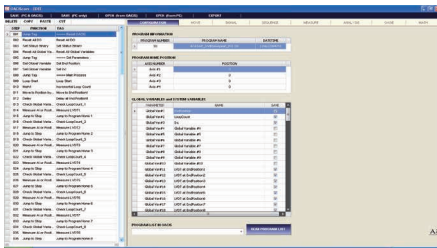
ATA 표준 Press Bench에 필요한 Jig & Fixture만 올리시면, 시간과 비용을 절약할수 있습니다. 다양한 Option을 필요에 맞게 선택하시면 됩니다.

## OPTIONS (User inputs)

- Capacity (kN)
- Part Loading Space
- Controls : PLC or OACIS only
- Safety Circuits : None / Light Curtains / Two Hands Btn.
- Human Interface : HMI or Switch Board
- PC



MAIN WINDOWS & REPORT



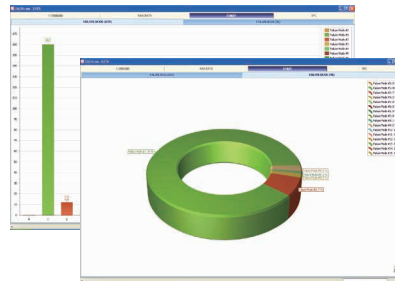
PROGRAM EDIT



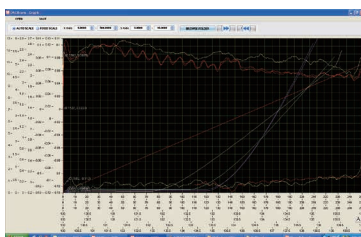
PC COMMAND

The screenshot shows the 'DATA VIEWER' window, which displays a large table of data. The table has multiple columns, including time, pressure, torque, and position, with rows of numerical data.

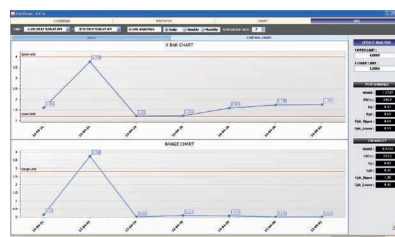
DATA VIEWER



CHART

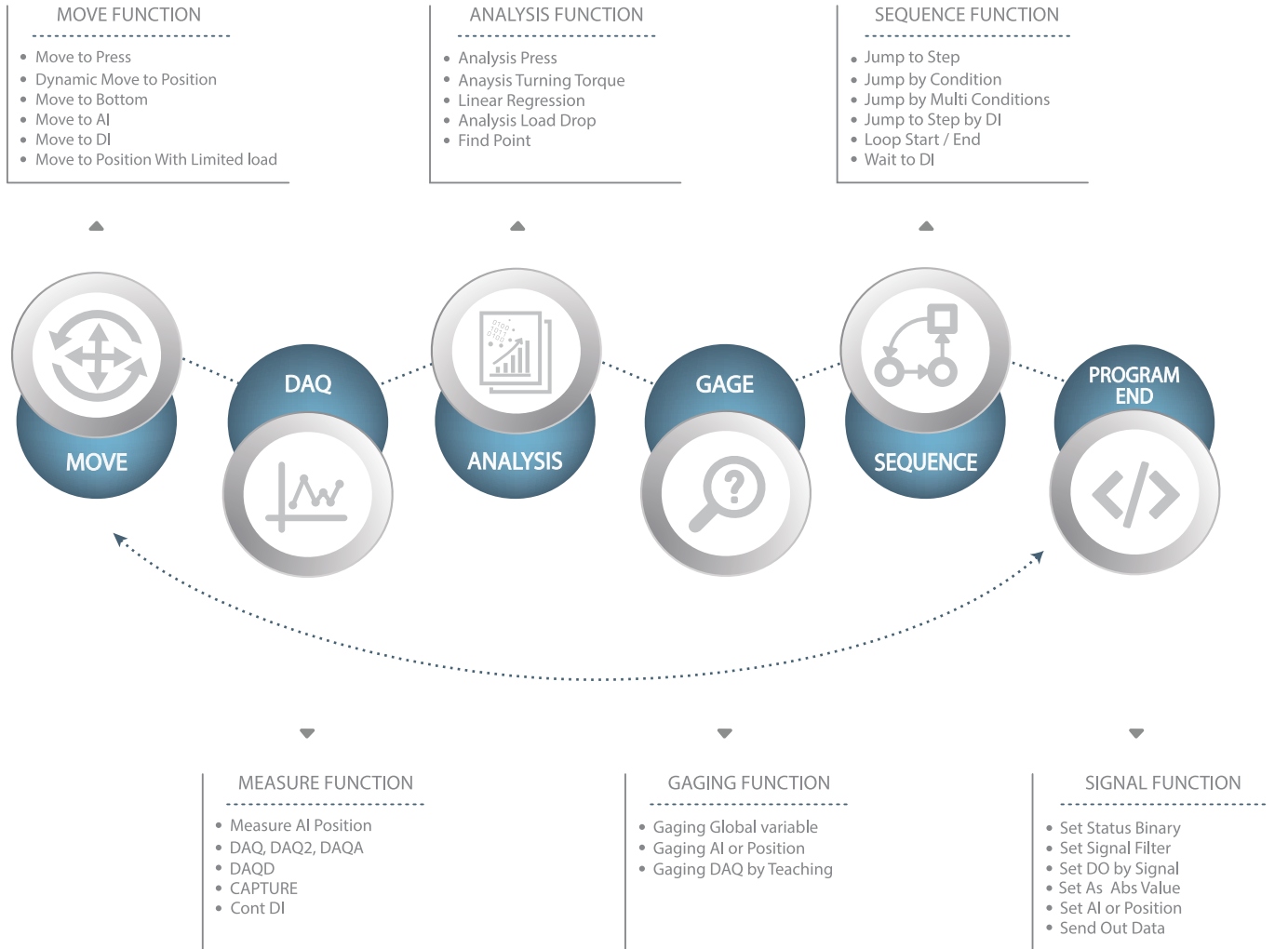


GRAPH VIEWER

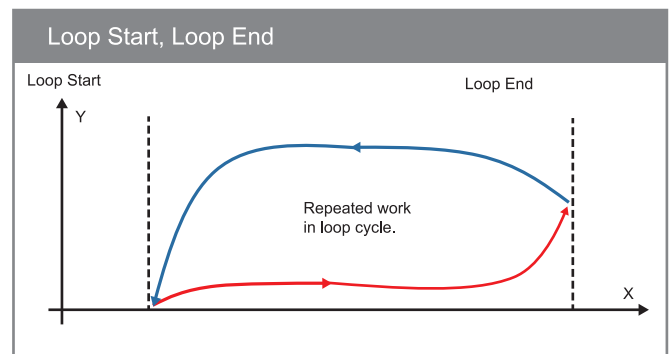
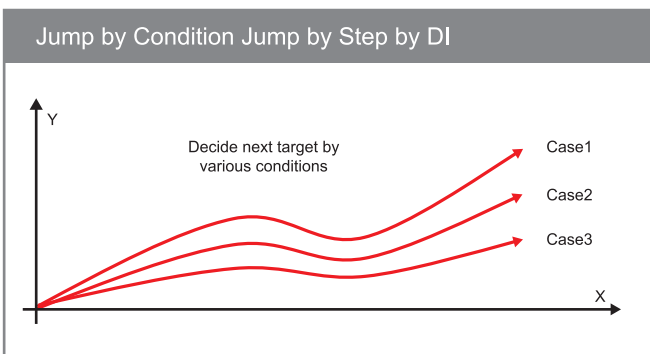


SPC

## MAIN FUNCTIONS



## SEQUENCE





I N T E L L I G E N T S O L U T I O N



<http://www.atainc.com>

18, Hosandong-ro 7-gil, Dalseo-gu, Daegu, Korea, 42715

Tel : 82-53-587-1221

Fax : 82-53-587-1227

E-Mail : ata@atainc.com

대구광역시 달서구 호산동로7길 18(호림동2-12) (우)42715

Tel : 82-53-587-1221

Fax : 82-53-587-1227

E-Mail : ata@atainc.com